

The Weald School

A 'how to' guide
to supporting your
child at school.

Year 7



Contents

How to help your child:

Attend school.....	2
Be ready with uniform.....	3
Be Ready, Respectful, Working and Safe....	4
With reading.....	5
Make progress in Maths.....	6
Do their homework.....	7
Sign-up for trips and enrichment.....	8
With stretch and challenge.....	9-10
Understand their tracking report.....	11
Join a club or student leadership group.....	12

How to Help Your Child...

attend School



Why is good school attendance important?

Regular and punctual school attendance is essential to supporting a child or young person to flourish, fulfill their potential and enables them to:

- Make and manage friendships
- Learn and develop new skills
- Experience new things in the world around them
- Develop awareness and respect of other cultures, religion, ethnicity, and gender differences
- Build confidence and self-esteem
- Achieve and thrive with a sense of belonging to the school community
- Support for your child's well-being and happiness
- Be given the best start in life, enabling the best possible choices in their future

How can you help your child or young person to have excellent attendance in school?

- Always inform the school if your child is absent.
- Talk openly to your child about school and work in partnership with the school to best support them.
- Encourage your child to attend regularly and advocate, speak up on behalf of their needs.
- Arrange medical or dental appointments outside of school hours when possible.
- Establish good morning and bedtime routines.
- Support your child to arrive at school on time.
- Take truancy seriously - consider where are they? Who are they with? What are they doing?
- Where possible attend parent consultations and school events.
- Value and acknowledge achievements in school.
- Take family holidays, visit family outside of term time.

Where can I get help?

It is vital that any emerging attendance concerns are dealt with very quickly. Contact either your child's head of house or our family liaison officer for immediate support and advice.

How to Help Your Child... be ready with uniform



The school expects and encourages every student to look smart at all times:

Uniform reminders for Your Child. Encourage them to...

- present with natural and tidy hair
- only wear discreet foundation if desired, but no other makeup
- limit jewellery to one plain watch, two small pairs of studs and a removable necklace, bracelet and ring
- wear shoes: no trainers or boots
- always wear a school blazer

independent
opportunity
team prepared safe
smart equipment practical
belonging community
uniform ready
comfortable



All students eligible for Free School Meals are entitled to a school blazer in KS3 (years 7-8) and a second in KS4 (years 9-11). Your child should apply for this via their Head of House and they will be given a letter that can be taken to Sussex Uniforms in Horsham, together with your entitlement to Free School Meals letter as proof of identity for you to be issued with a new blazer.



In addition, there is a Facebook group called 'The Weald and other Uniform Swap/Buy +Sell' where you can find good deals/swaps for other items of uniform.



The school does also have some items of uniform that students are welcome to borrow and students are encouraged to liaise directly with their Head of House with enquiries about this.

Uniform in the Foyer: Over the holidays, school main reception is open (not bank holidays). There will be a rail of spare Weald Uniform which you are welcome to help yourselves to - just take what you need.

Community Larder: Open every Wednesday 10am-12pm in 'The House' at the front of school. Food free for the taking.

How to Help Your Child...be Ready Respectful Working and Safe



Good behaviour is central to a good education.

We wish to empower students to be proactive, happy members of their community who learn and thrive.

Our policy proactively supports students through a *curious not furious approach* where all misbehaviour is addressed fairly, consistently and effectively through our RRWS rules.

We have routines embedded at The Weald, meaning:

1. We can help students to achieve lots with little effort.
2. Students can focus more on content of the learning.

Parental/carer engagement is vital to success and we gratefully receive support to establish good behaviour. Parents/carers can support their child's behaviour by:

- 1) Talking to their child about their behaviour, in particular behaviour points visible on MCAS
- 2) Celebrating house points at home
- 3) Discussing attitude to learning on tracking reports
- 4) Contacting staff about behaviour concerns
- 5) Using ClassCharts to monitor detentions. Detentions are essential to building relationships and support students with difficulties.

If you need your login to ClassCharts resent, please contact RTL@theweald.org.uk

1	Arrive on time with the correct equipment	READY
Be on time!		Correct uniform
2	Keep hands, feet and comments to yourself	RESPECTFUL
Don't shout out		Be kind to yourself & to others
3	Listen in silence and put your hand up to speak	WORKING
Work hard		Work in silence when asked
4	Do as you are asked when asked	SAFE
Follow instructions		No mobile phones
<p>Teachers aim to:</p> <ol style="list-style-type: none"> 1. Meet and greet you and sanction lateness 2. Be positive and consistent with you 3. Warn you calmly to prevent sanctions 4. They will not negotiate and will follow things up 		

Opportunity and Community

STAGES of the RRWS Approach Support Action (Consequence)



Resilience is the key to success

Resilience is critical in being successful in and outside the classroom. Building resilience is fundamental to teenagers becoming happy and successful adults. A lack of resilience can impact a person's wellbeing.

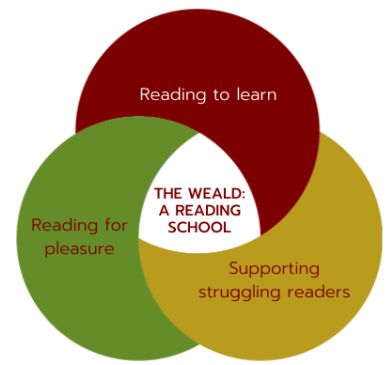
Promoting resilience can help young people sustain good relationships, develop personal life skills, overcome challenges, cope in difficult situations and help them to achieve their full potential.

You can help your young person to navigate ups and downs by encouraging them to carry out resilient behaviours. You can be a building block in helping them build healthy habits, such as **looking after their mental health, getting enough sleep, doing exercise, eating healthy food, hobbies, socialising or relaxing.**

Encourage your child to build resilience by stepping out of their comfort zone and taking on new opportunities, challenges and goals. This will help them to develop self-respect, be organised, promote positive thinking and to build confidence to deal with different situations.


How to Help Your Child... with Reading

At The Weald we want to ensure that our young people are able to read independently in order to access the full curriculum and to lead safe and fulfilling lives.



Top tips to support with **reading** at home:

- Encourage reading around their interests - this could include non-fiction articles as well as books.
- Encourage your child to read for 15-30 mins per day.
- Go to the library or bookshop together - choice and interest are key!
- Listening to an audio book or being read to counts as reading.



Did you know?



Research shows that students who engage with reading for pleasure are three times more likely to report higher levels of mental wellbeing than those who do not. Simply put, students that read more are happier.



The LRC is open before school, at break and lunch as well as after school. Pop in and borrow some books!



You can switch subtitles on when watching TV programmes and films to create extra opportunities for reading.

How to Help Your Child... make Progress in Maths



The school expects and encourages every student to do their best at all times:

Maths reminders for your child. Encourage them to:

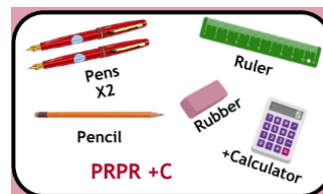
- Bring their Maths exercise book, a pen, pencil, sharpener, rubber, ruler and calculator to all Maths lessons and a protractor and pair of compasses when requested (see below for help with Maths specific equipment)
- Approach Maths with a positive mindset and try their hardest
- Complete their homework each week before the deadline
- Use the support available for homework (class notes including worked examples, homework platform videos) then if still stuck, bring their workings to their teacher for some additional support
- Challenge themselves by completing XP Boost questions and/or Target questions in Sparx, or additional exam question practice in Dr Frost Maths

independent
opportunity
team **prepared** safe
smart equipment **practical**
belonging **community**
uniform **ready**
comfortable



All students eligible for Free School Meals are entitled to be provided with Maths equipment, including a scientific calculator and in Year 10 with a Revision Guide and Workbook. Your child should apply for these items via their Maths teacher.

How to Help Your Child... do their homework



We challenge and support every student to do regular homework. Homework can boost learning by an extra 5 months each year. Its impact is bigger for older students, so building good habits from Year 7 is key.

Steps to support your child with homework:

- Get the Bromcom app on your phone (your child should have this too)
- Check the app with your child each day - a similar time will build a routine
- Find a space for homework to be done - somewhere in sight, but quiet is ideal
- Remove distractions - work on short bursts of focus (praise for focusing for longer periods)
- Devices help to check or complete some homework tasks, but ideally, keep them out of sight
- Help your child organise their time by talking through their tasks/times - build in breaks!
- Expect some times when your child may show they don't want to work - this happens!
- Praise and reward focus, effort and positive changes as you build up a routine
- Remember, they are the student, but get them to talk through their steps if they are stuck



If they are really stuck try a friend or emailing the teacher. Homework club runs Tue-Wed-Thur and has teachers and teaching assistants there to help students - send them there!

Homework key terms



KO - Knowledge Organiser (key fact sheet)
RED Review - An effective way of revising
PLC - Personal Learning Checklist (topic list)
RAG Rate - red, amber, green colour based on how well you know a topic
Retrieval Practice - learning from memory
Elaboration - explaining learning
Dual Coding - using words and pictures

Useful phrases to talk about homework

"Have you checked Bromcom today?"
"When is that due? When will you start?"
"What do you need to do now/next?"
"What do you need to get you started?"
"How can I help?"
"What are you most proud of?"



RED Review (what we call revision)

Lots of homework will be going over key knowledge
Your child will take 2 bigger assessments a year
The Head of Year sends you a letter before each one
This lists all of the topics to prepare
This links to all of the key documents
Teachers set revision as homework on those topics for around 4 weeks leading up to the assessment



Avoid these top 3 revision mistakes

TOP 3

1. Reading through or highlighting notes/books
2. Long sessions of over an hour on revision
3. Cramming the night before

Use these top 3 methods to make learning stick

1. Flashcards, mindmaps or braindumps (any way to check without looking)
2. Short (30 min), spaced out slots on mixed topics
3. Little and often, then an early night

How to Help Your Child... sign-up for Trips & Enrichment activities



The school offers a diverse range of trips and enrichment experiences throughout the year.

You can help your child's participation by....

- Discussing enrichment activities with your child to see what they are interested in
- Reaching out to the trips department if you have any questions or concerns - we have lots of support in place!
- Reading school emails regularly
- Completing sign-up forms before the deadline
- Reassuring them of the benefits of schools trips in the hope to reduce homesickness

independent
opportunity
team prepared safe
smart equipment practical
belonging community
uniform ready
comfortable



We offer all students eligible for Free School Meals a discount on school trips and enrichment activities. Curriculum based enrichment day activities are usually free and residential trips are subsidised.

UK and European residential trips are offered to Y7 and Y9. These trips are subsidised and some are even free of charge.

Previous day trips have included: Theatre trips (Wicked, Frozen), Sports Stadium Tours (Stamford Bridge, Twickenham), Curriculum trips (Portsmouth Historic Dockyard, Drusilla's, CERN, Lodgehill, The National Computer Science Museum, Tate Modern Museum, The British Museum).

Some previous residential trips: Y7 Opal Coast, Cornwall, Edinburgh, Normandy, Berlin, Barcelona, Choir tour to Belgium and our Sixth form trip to Kenya

How to Help Your Child... With Stretch and Challenge



In lessons there will be occasions when your child may like to increase the difficulty of the work, try an additional task or link their learning across subjects. It may be that their learning at home or in extra curricular studies could enable them to take their classroom learning to the next level. **But what can you do as parents/guardians to help them at home?**

The Key Messages:

Across the board, the most important thing you can do at home to promote stretch and challenge is **initiate conversations** about your child's learning.

Ask them to **TEACH YOU** something new each day. Young people develop stronger connections to information that they learn when they are able to explain it to someone.

Encourage **wider reading** in subjects they are interested in. This also helps with literacy skills and learning new words.

Listen to podcasts! These are a fun way to learn more about different subjects.

Join in with extra curricular activities. Students who are entitled to Pupil Premium support can receive music lessons for free and are able to have trips funded.

Subject	Why not try a few of these ideas?	In school provision
Art, Ceramics, Photography	Extend homework tasks by using different techniques. Ask your son or daughter to share how they intend to challenge themselves! Take techniques further by responding with their own interpretation of an artist's work/ style.	After school supported lessons. Student art leader.
Computer Science	Project-Based Learning - Assign projects that require students to apply their Photoshop skills in real-world scenarios. Encourage them to explore different mediums, tools, and techniques to solve problems creatively	
History	Keep up to date with current affairs and watching of programmes on TV and elsewhere that are related to History Read widely around the subject for example, BBC history magazines Listen to podcasts to listen to like Dan Snow History Hit and It's not all about the Tudors	Join the KS3 History Club
Drama	Directing and leading others when rehearsing for performances. Teaching others sound design editing and programming skills.	Year 7 Drama Year 8 Gifted and Talented
English	Increase regular reading outside of the lesson by doing more reading on Sparx Reader, reading more of their Accelerated Reader book (KS3) Writing outside of the lesson: keeping a journal, writing short stories and/or entering writing competitions. Watching performances of plays or novels adapted for television, film or theatre.	

Food and Nutrition	<p>Students can develop their technical skills through looking at how they can extend their dishes e.g. knife skills or side dishes.</p> <p>Watch food programs (GBBO, Inside the Factory) to extend their food science/ provenance/ technical skills knowledge.</p>	
Geography	<p>Find the geography in everyday life.</p> <p>Take a look at the Internet Geography wider geography site in particular- a range of watching / reading / technology ideas.</p> <p>Encourage discussion about local, national and global issues - e.g. <u>650 new houses planned for Billingshurst</u> - will this benefit the area?</p>	
Maths	<p>UKMT Challenges</p> <p>Parallel by Simon Singh - A Home for Curious Mathematical Minds</p>	<p>KS3 Maths Leaders</p> <p>Chess After School Club</p>
MFL	<p>Create a Duolingo account to learn any language. Create a streak by practising for a few minutes every day.</p> <p>Watch EasyFrench / EasySpanish / EasyGerman videos on youtube.</p> <p>Set either audio or the subtitles to be in the target language when watching TV.</p>	
Music and Music Tech	<p>Listen to unheard pieces and use different elements of music to describe what they hear.</p> <p>Challenge to learn a new piece of music on instrument each term and include sight reading in practice time</p> <p>Use BandLab to experiment with different techniques and create compositions</p>	<p>Sign up for music lessons - these are free for PP students.</p> <p>Extracurricular clubs</p>
PE	<p>Take part in after school sports clubs</p>	
RS	<p>Keep up to date with current affairs by watching the news, and make links to how the religions we study might tackle particular issues and why they may respond in this way.</p> <p>Visit holy buildings and learn about the history of those buildings and why they are significant.</p> <p>Watch documentaries about religion and the everyday experience of religious believers.</p>	
Science	<p>Subscribe to the New Scientist and read articles there.</p> <p>Create an Isaac Physics account and attempt their challenging questions</p> <p>Watch a TED talk re. a Science subject</p>	

How to Help Your Child... understand their tracking report



The school reports students progress via tracking reports 3 times a year.

The tracking report contains two main tables. The first outlines key information about your child with data correct to the date the tracking was run, the second outlines your child's performance and progress in each of their subjects.

Tracking overview	
Overall Attitude to Learning (ATL)	1.70
Attendance to date (%)	84.25
House points to date	92
Behaviour points to date	11
CAT score on entry	92

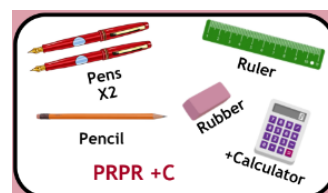
Attitude to Learning (ATL) - each subject reports how far students are able to thrive within our framework for positive learning - so that they are 'ready, respectful, working and safe'.

Ready - arrive on time with the correct equipment and in correct uniform

Respectful - be polite, kind and keep unnecessary comments/contact to yourself

Working - complete all work (including homework) to the best of your ability

Safe - follow instructions and support their own learning and that of others



Attitude to learning is a key learning behaviour linked to progress. Please talk to your child about their ATL scores. Positive ATLs are praiseworthy, the bluer the better, a score of zero or below is a concern and will require conscious change.

Attendance - your child's attendance is reported as a % for the school year to date. The target is 97% or higher, as students with consistently above 95% attendance attain half a grade higher in exams, compared to half a grade lower when attendance drops to 80% or below.

Subject	Student's approach				Average ATL	Student's academic performance		No tracking available (please see chart)
	Ready	Respectful	Working	Safe		Progress	Assessment (%)	
Religious	Always	Always	Often	Always	1.75		11	
Science-Combined	Always	Always	Often	Always	1.75		48	

Subject Assessment Performance and Progress - your child's performance in their most recent significant assessment/mock exam is reported as a % score. In some subjects this % may also combine practical and/or performance assessments, coursework (NEA) or where known, external examination marks. The overall % informs the progress colour for each subject: **green** for making progress, **yellow** for making insufficient progress. Green in the progress column is good.

How to Help Your Child...

join a club or student leadership group



The school has a range of clubs and student leadership opportunities:

- Radio Weald - learn to present a radio show, be a producer, write and produce jingles and much more
- LRC Leaders - issue and return books, help staff and pupils find books, create displays
- Student Technicians - learn how to do lighting & sound for assemblies, school productions and other school events
- Weald TV - film and edit videos for school events such as sports day and the sponsored walk
- Art Leaders - develop your Art skills and get involved in school and community projects



independent
opportunity
team prepared safe
smart equipment practical
belonging community
uniform ready
comfortable

Leadership Strand	When & Where
Student Technicians Mr Bridger	Thursday after school in the school hall
LRC Leaders Ms Robertson	See Ms Robertson in the LRC
Weald TV - Mr Bridger	Wednesday after school in A38
Radio Weald - Mr Gardner	Tuesday after school in M3
Art Leaders - Miss Doidge & Mrs Bellas	Tuesday after school in E29

All clubs are free to join.

A full list of all the other clubs on offer can be found on the school website.