

The Three Rs of Revision

www.internetgeography.net/revision




Refine it



know
the course

Make sure you have an overview of the full course so you know what to revise.



identify
priorities


Based on past assessments identify the areas you need to focus on. Use a PLC.



create
a plan

Plan what you will revise and when. Spread out study over time. Create a calendar.

DON'T leave it until the last minute, plan to cover only areas you like and make your plan unrealistic.




Revise it



dual
coding

Combine text and images.



flash
cards

Question on the front, answer on the back.



condense
text

Condense text to a sentence then key words.



mind
maps

Spider diagram with images and text.



blank
page

Write as much as you can on a blank page.



revision
clock

Five minutes per chunk. Write...

DON'T copy text, highlight text, underline text and re-read text



Review it



self
testing

Test yourself using flash cards.



do a
quiz

Complete multiple choice quizzes.



past
papers

Complete past exam questions and papers.