

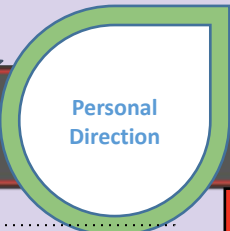
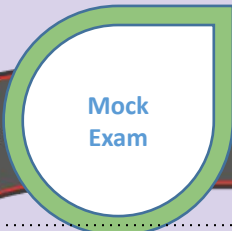
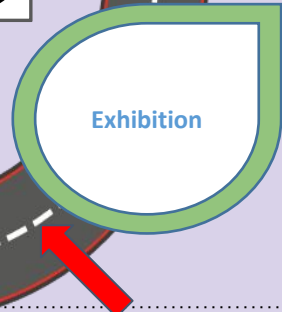


# Textiles Curriculum Map



Students have a **10 hour exam**, during which they complete their final piece for their personal direction project

Students can either continue with their personal project from Y12 or embark on an entirely new field of exploration during Y13.

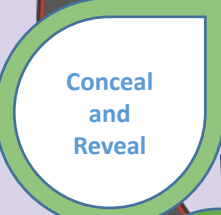


Students are given a range of artists to study and work from. They are shown a range of techniques and encouraged to experiment with mixed media. Around the Spring Term they gradually begin to take their own direction with an area which interests them

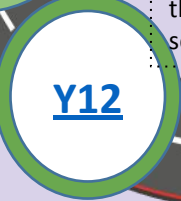
<b>A01 DEVELOP</b>
<b>A02 REFINE</b>
<b>A03 RECORD</b>
<b>A04 PRESENT</b>

**AQA**  
Assessment  
criteria


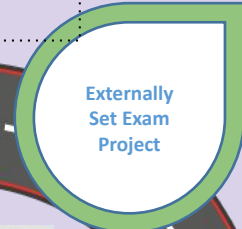

Students prepare for their exhibition which showcases their work to the whole school and the public.



Students prepare for their exhibition which showcases their work to the whole school and the public.




The Exam board (**AQA**) will set a choice of 8 different topics, which the students will choose from. they will spend from January of Year 11 working in their sketchbooks to develop ideas and techniques which will then culminate in a **2 day practical exam** in their classrooms, during which they will make their final pieces.



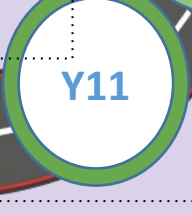
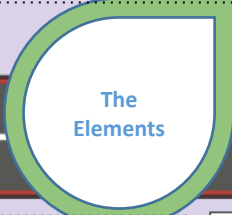
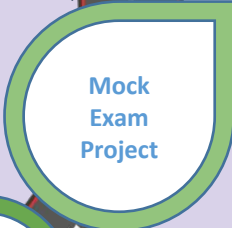
## The Elements

This project begins in a structured, directed way in sketchbooks creating samples from Primary Research. Each term we consider a different element, Earth, Fire, Water and Air and one of these elements will be chosen for the Mock Exam Project in Y11. Students are encouraged to "Experiment, Develop and Refine" towards a series of mini outcomes. In this way we ensure we are covering all the assessment criteria across the year.



## Mock Exam Project:


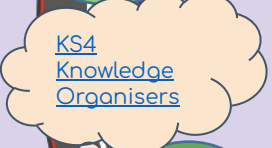

This project looks at the 4th of the elements and concludes with a 10 hour exam in the classroom, during which students create their final piece.



**The Secret Garden** - This year covers all the skills and techniques needed for the GCSE. Students cover a wide range of techniques, inspired by artists and supported by research and analysis of their work. Students also learn to analyse and evaluated their own work, using subject specific vocabulary. In the summer term, students use their skills to create either a waistcoat or skirt inspired by Maria Thomas (1)Or Alison Willoughby. (2)




**Evaluating our own work:** Building on KS3, students learn to critically evaluate the success of their experiments and designs. This leads to further developments. We also learn how to present our work and annotate using subject specific vocabulary



**Artists and Designers Research and Analysis.** - Building on KS3 learning. Students learn vocabulary used to analyse and describe artwork and how to structure a critical Study of an artist's work. Beginning by using guides to help and then writing independently.




**Artists and Designers Research and Analysis.** - Learning how to use the work of others to inspire our work. We look at Nikki Parmenter and Betty Busby for this project



## Introduction to Textiles Techniques:

1. Embroidery
2. Tie Dye
3. Applique using bondaweb
4. Block Printing
5. Wax resist batik
6. Machine sewing



**Under The sea** -An introduction to Textiles -students are taught how to use sewing machines, hand sew and Decorative textile techniques as well as designing and presentation skills

