

Year 10 Study Skills - Session 1 Elevate Education

23rd June 2016

3 Steps to Achieve Your Best:

1. Learn
2. Master
3. Create

Step 1 - Learn

Rule 1: Get the specification (available from your teachers or online)

How:











1. Make bullet point notes
2. Tick them off when you've learnt them
3. Use a traffic light system - and start your revision with the red (i.e. always do the most difficult thing first; don't waste time on what you already know)
4. Download resources over the holidays

Step 1 - Learn

Rule 2: Take revision notes across the year

How:

Use a note-taking planner (more on this in session 2)

	Monday	Tuesday	Wednesday	Thursday	Friday
Maths					
English					
Science					
History					
Drama					

Step 1 - Learn

Rule 3: Use 1 file per subject (and dividers in each file)

How:

1. Make revision notes as you go through the year
2. Use a file and dividers so you can go back and add to each section at different points in the year

RE-WRITING NOTES IS A WASTE OF TIME!

Step 1 - Learn

Rule 4: Use effective notes

How:

1. Focus on trigger words

Most people need to reduce the amount of words they use in their notes by **80%**

2. Use a colour-coding system (with a different colour for each category, e.g. dates in green, names in blue, etc)

Step 2 - Master

Rule 1: Use a system of review

How:

1. Take notes
2. Read them immediately afterwards
3. Review them 24 hours later
4. Review them frequently

Step 2 - Master

Rule 2: Use mind mapping

How:

You need the main topic, sub-topics and trigger words

Use **Xmind** or **coggle** to help you

Step 2 - Master

Rule 3: Practise questions

How:

1. Work in sections (i.e. you don't have to do a whole exam paper in timed conditions)
2. Start with your notes

Step 3 - Create

Rule 1: Get extra information

How:

1. Extra reading (doesn't have to be a whole book or even a chapter of a book - extracts relevant to the specification will do)
2. Find quotations
3. Put extra information in a different colour

3 things to do this summer

1. Download key resources
2. Get a file for each subject (+ dividers)
3. Start a note-taking planner

And finally:

Go to <http://uk.elevateeducation.com/students/login>
(CharlieS/pacco) for useful resources

Year 11 Study Skills - Session 2 Elevate Education

September 2016

Year 11 Study Skills - Session 3 Elevate Education

January 2017